

5. CARD CHANGE

You apparently lift the top card but since this is a short duplicate you will automatically pick up two cards (fig. 5). By slightly bending these, it will look as if you are only holding one single card. Replace the cards on top of the pack and slide the top card onto someone's hand. When they turn this over it has mysteriously changed to another card!

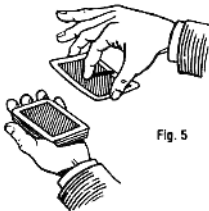


Fig. 5

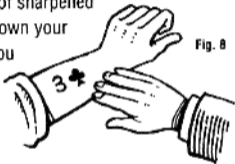
10. THE PREDICTION

Write the name of the duplicate card on a piece of paper and seal it in an envelope.

When the (duplicate) card has been chosen your prediction will be 100% correct!

14. SPIRIT WRITING

Before the show, write the number and suit of the duplicate card onto your bare arm with a piece of sharpened soap. Roll down your sleeve and you are ready to perform a sensational effect. After

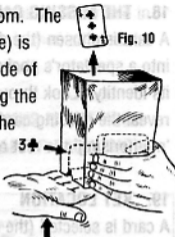


the (duplicate) card has been chosen and announced, roll up your sleeve and rub some ash into your arm and the card will appear as if by magic! (Fig. 8).

16. OUT OF THE BAG

A card is selected and replaced in the pack which is shuffled. Place the cards into a paper bag, tap the bottom of the bag and the chosen card jumps out! The card is of course one of the duplicates. You should place the pack into the bag on one side of

the crease at the bottom. The top card (the duplicate) is placed on the other side of the crease. By holding the pack tightly through the paper bag, only the 'chosen' card will jump out! (Fig. 10).



17. THE TORN AND RESTORED CARD

Lift the two top cards as one (described in No. 5). Show the face of the card (the duplicate) and return it to the top of the pack. Lift the top card only (this is an indifferent card) and, without showing its face, tear it into pieces and place it into your pocket. Wiggle your fingers over the top of the pack and the chosen card has mysteriously restored itself and is back on the top of the pack!